

PLEASE CHECK WWW.MOLEX.COM FOR LATEST PART INFORMATION

Part Number: [0437436201](#)
Status: **Active**
Overview: [modular_plugs_jacks](#)
Description: Modular Jack, Right Angle, Low Profile, SMT, 6/2

Documents:

[3D Model](#) [Product Specification PS-43743-0001 \(PDF\)](#)
[Drawing \(PDF\)](#) [RoHS Certificate of Compliance \(PDF\)](#)

Agency Certification

CSA LR19980
 UL E107635

General

Product Family Modular Jacks/Plugs
 Series [43743](#)
 Comments Outboard Solder Tabs
 Component Type PCB Jack
 Magnetic No
 Overview [modular_plugs_jacks](#)
 Performance Category 3
 Power over Ethernet (PoE) N/A
 Product Name RJ11

Physical

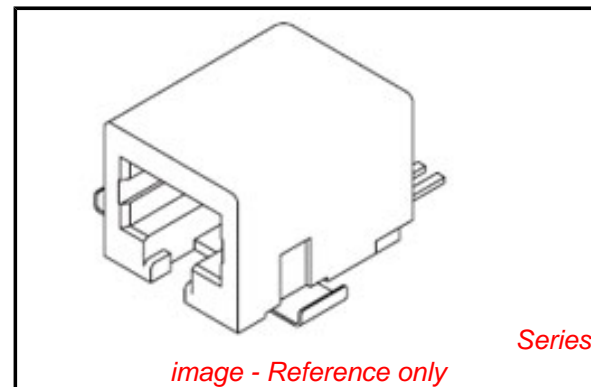
Color - Resin Black
 Durability (mating cycles max) 500
 Flammability 94V-0
 Inverted / Top Latch No
 Lightpipes/LEDs None
 Material - Metal Phosphor Bronze
 Material - Plating Mating Gold
 Material - Plating Termination Tin
 Material - Resin High Temperature Thermoplastic
 Orientation Right Angle (Side Entry)
 PCB Retention Yes
 Packaging Type Embossed Tape on Reel
 Pitch - Mating Interface (in) 0.050 In
 Pitch - Mating Interface (mm) 1.27 mm
 Plating min: Mating (µin) 50
 Plating min: Mating (µm) 1.25
 Plating min: Termination (µin) 100
 Plating min: Termination (µm) 2.5
 Ports 1
 Positions / Loaded Contacts 6/2
 Surface Mount Compatible (SMC) N/A
 Temperature Range - Operating -40°C to +80°C
 Termination Interface: Style Surface Mount
 Wire/Cable Type N/A

Electrical

Current - Maximum per Contact 1.5A
 Shielded No
 Voltage - Maximum 125V

Solder Process Data

Duration at Max. Process Temperature (seconds) 30



EU RoHS

**ELV and RoHS
 Compliant**
**REACH SVHC
 Contains SVHC: No**
**Halogen-Free
 Status
 Not Reviewed**

China RoHS



**Need more information on product
 environmental compliance?**

Email productcompliance@molex.com
 For a multiple part number RoHS Certificate of
 Compliance, [click here](#)

Please visit the [Contact Us](#) section for any
 non-product compliance questions.

Search Parts in this Series

[43743Series](#)

Mates With

FCC 68 Plugs

Lead-free Process Capability
Max. Cycles at Max. Process Temperature
Process Temperature max. C

Reflow Capable (SMT only)
1
235

Material Info

Reference - Drawing Numbers

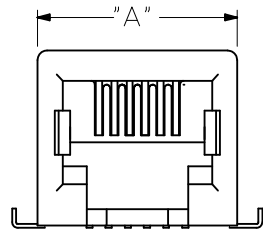
Packaging Specification
Product Specification
Sales Drawing

PK-70873-700*
PS-43743-0001
SDA-43743-****

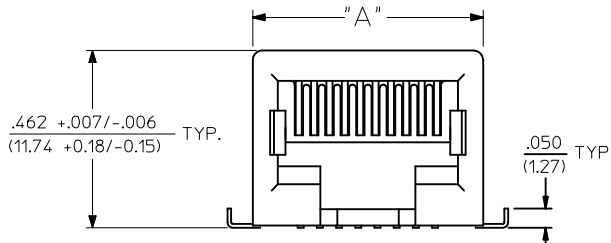
This document was generated on 06/07/2010

PLEASE CHECK WWW.MOLEX.COM FOR LATEST PART INFORMATION

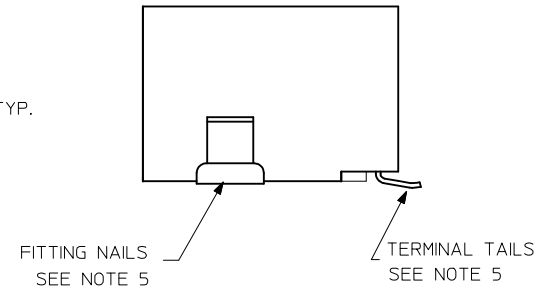
HOUSING SIZE	CIRCUIT SIZE	DIM. A	DIM. B
6	6	.520 (13.21)	.250 (6.35)
6	4	.520 (13.21)	.150 (3.81)
6	2	.520 (13.21)	.050 (1.27)
8	8	.600 (15.24)	.350 (8.89)
8	6	.600 (15.24)	.250 (6.35)



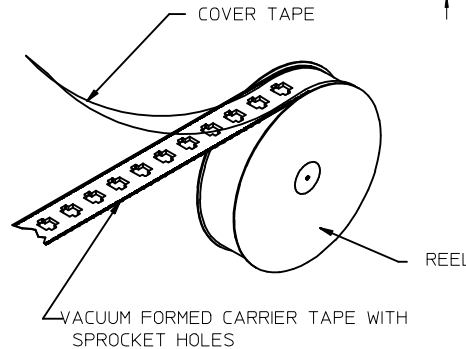
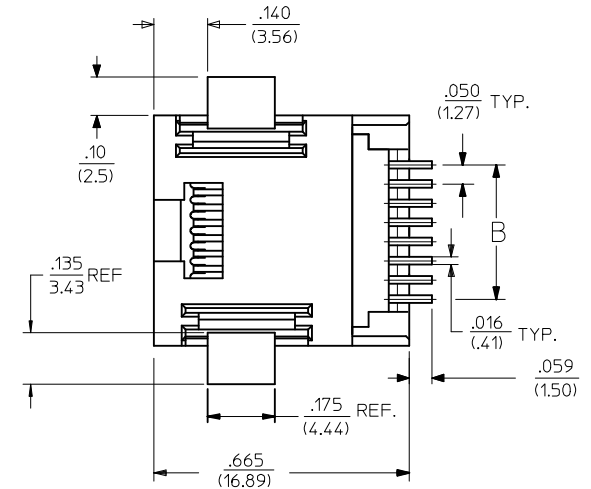
6 CIRCUIT ASSEMBLY



8 CIRCUIT ASSEMBLY



ASSEMBLY ITEM NO.	CONNECTOR SIZE	CIRCUIT SIZE	TERMINAL PLATING	TAPE & REEL PACKAGING No.	VOIDED CIRCUITS
43743-6001	6	6	A	PK-70873-7001	NA
43743-6002	6	6	B		
43743-6003	6	6	C		
43743-6101	6	4	A		
43743-6102	6	4	B		
43743-6103	6	4	C	PK-70873-7001	
43743-8101	8	8	A	PK-70873-7002	
43743-8102	8	8	B		
43743-8103	8	8	C		
43743-8201	8	6	A		
43743-8202	8	6	B		
43743-8203	8	6	C		
43743-8301	8	4	A		
43743-8302	8	4	B		
43743-8303	8	4	C	PK-70873-7002	
43743-6201	6	2	A	PK-70873-7001	
43743-6202	6	2	B	PK-70873-7001	
43743-6203	6	2	C	PK-70873-7001	NA



TAPE AND REEL PACKAGING

NOTES:

- MATERIAL:
HOUSING & INSULATOR: NYLON(PA), GLASS FILLED, UL94V-0, COLOR: BLACK
TERMINALS: PHOSPHOR BRONZE, .012/(0.30) THICK
FITTING NAILS: BRASS, .010/(0.25) THICK
- FINISH:
TERMINALS:
A = SELECT GOLD IN CONTACT AREA: .000050/(0.00127) MIN.,
*SELECT MATTE TIN IN PC TAIL AREA: .000100/(0.00254) MN.,
WITH OVERALL NICKEL UNDERPLATE: .000050/(0.00127) MIN.,
B = SELECT GOLD IN CONTACT AREA: .000030/(0.00076) MIN.,
*SELECT MATTE TIN IN PC TAIL AREA: .000100/(0.00254) MN.,
WITH OVERALL NICKEL UNDERPLATE: .000050/(0.00127) MIN.,
C = SELECT GOLD IN CONTACT AREA: .000015/(0.00038) MIN.,
*SELECT MATTE TIN IN PC TAIL AREA: .000100/(0.00254) MN.,
WITH OVERALL NICKEL UNDERPLATE: .000050/(0.00127) MIN.
FITTING NAILS:
*100 MICROINCHES MATTE TIN OVER 50 MICROINCHES NICKEL UNDERPLATE
*THE PRIMARY SHIPPING CARTON WILL BE LABELED "COMPLIANT TO RoHS DIRECTIVE 2002/95/EC AND ELV ANNEX II OF DIRECTIVE 2000/53/EC". CARTONS WITHOUT THIS LABEL MAY CONTAIN PRODUCT WITH TIN-LEAD IN THE PC TAILS AND/OR FITTING NAILS.
- PRODUCT SPECIFICATION AND PROCESSING PARAMETERS: PS-43743-0001.
- PACKAGING SPECIFICATION:
CONNECTOR ASSEMBLIES TO BE PACKAGED USING TAPE & REEL SYSTEM.
- COPLANARITY SPECIFICATION:
WHEN AN ASSEMBLY IS PLACED UPON A LEVEL SURFACE, THE MAXIMUM GAP BETWEEN THE LEVEL SURFACE AND ALL TERMINAL TAILS AND BOTH FITTING NAILS IS .006/(0.15).
- FOR ASSEMBLIES HAVING VOIDED CIRCUITS, THE TAIL PORTION IS CUT AND REMOVED. THE MATING PORTION OF THE TERMINAL REMAINS INTACT. VOIDED CIRCUITS MUST BE THE SAME FOR BOTH PARTS.
- CONFORMS TO FCC REGULATION PART 68.5 FOR MODULAR JACKS.
- THIS PART CONFORMS TO CLASS B REQUIREMENTS OF COSMETIC SPECIFICATION PS-45499-002.

2	H
1	J3
SHT	REV

REVISED NOTES EC NO: UCP2009-1244 DRAWN: JLOSTEMEIER 2008/12/10 CHKD: JBEL 2008/12/10 APPR: FSMITH 2008/12/10 J3	QUALITY SYMBOLS ▽=0 ▽=0	GENERAL TOLERANCES (UNLESS SPECIFIED)		DIMENSION STYLE IN/MM	SCALE 1:1	DESIGN UNITS INCH	THIRD ANGLE PROJECTION		
		4 PLACES ± --- ± --- 3 PLACES ± --- ± .010 2 PLACES ± 0.25 ± .014 1 PLACE ± 0.36 ± ---	mm INCH	DRAWN BY DATE PEARSON 6/18/96	TITLE SURFACE MOUNT MODULAR JACK				
		ANGULAR ± 1/2°	DRAFT WHERE APPLICABLE MUST REMAIN WITHIN DIMENSIONS	CHECKED BY DATE PEARSON 6/18/96	MOLEX INCORPORATED				
		MATERIAL NO. SEE CHARTS	DOCUMENT NO. SDA-43743-****	APPROVED BY DATE EDGLEY 6/18/96	SHEET NO. 1 OF 2				
THIS DRAWING CONTAINS INFORMATION THAT IS PROPRIETARY TO MOLEX INCORPORATED AND SHOULD NOT BE USED WITHOUT WRITTEN PERMISSION									

